

EVENT BIOSECURITY

Support Pack





This support pack aims to guide you through freshwater biosecurity for events that you may run.

For more guidance or advice, please contact:

CFINNS Initiative Coordinator

e: bekka@scrt.co.uk

w: www.scrt.co.uk/cfinns

f: www.facebook.com/cfinns

tw: twitter.com/cumbriainvasive

t: 015395 30047

a: **CFINNS Initiative**

South Cumbria Rivers Trust, The Sulphur
Store, The Clock Tower, Low Wood,
Ulverston, Cumbria LA12 8LY

What is Biosecurity?

Biosecurity means taking action in order to minimise the introduction or spread of invasive non-native species and diseases.

What are Invasive Non-Native Species?

Invasive non-native species (INNS) are those that have been transported outside of their natural range and that can damage our environment, the economy, our health and the way we live. Impacts of INNS are so significant, they are considered to be one of the greatest threats to biodiversity worldwide. They threaten the survival of rare native species, damage sensitive ecosystems and habitats and cost the British economy approximately £1.7 billion every year.



The killer shrimp on a pair of waders after fishing in Grafham Water clearly demonstrating why biosecurity is so important.

Photo: W. Burchnall

Why should we worry?

The freshwater resources of Cumbria – its many tarns, lakes, rivers and becks – are of great ecological and economic significance. We love spending time in and on them so protecting them is something we all need to take responsibility for.

Freshwater INNS are able to 'hitchhike' on our equipment, footwear, clothing and boats. When we move to a new river, tarn or lake, a species may be transferred and may become established, often having devastating effects.

There are a number of organised events that take advantage of our freshwaters in the county. Participants may not be aware that they could be carrying an unwanted 'hitchhiker' on their kit.

What can be done?

You are an **essential partner** in helping us protect Cumbria. Given the devastating ecological consequences and high costs for control, the emphasis needs to be on preventing the introduction and spread through biosecurity measures before they become established. Participants should be asked to arrive at the event with all their kit clean and dry. A cleaning station will need to be set up for those who turn up with damp or dirty kit and for use after the event.

Biosecurity measures are simple and inexpensive. Please help us to promote biosecurity in order to protect our incredible freshwaters we love to spend time in.



We all need to take responsibility for protecting the waters we enjoy.

Photo: Rob Howard

What You Can Do

- 1** Make your participants aware that you will be implementing biosecurity measures at your event.
- 2** Fully train your support crew in how to implement biosecurity measures.
- 3** Make sure you have the equipment required.

Send out the following advisory messages ...

through email, blog or on Facebook to all competitors.

*Include the '**Ditch the Hitchers**' poster / flyer.

1

Make your participants aware that you will be implementing biosecurity measures at your event.

PLEASE NOTE *there will be biosecurity measures in place to remove all invasive non-native species (INNS) at this event. Impacts of INNS are so significant, they are considered to be one of the greatest threats to biodiversity worldwide. They threaten the survival of rare native species, damage sensitive ecosystems and habitats and **cost the British economy approximately £1.7 billion every year.** The event will pass through some high risk areas and you may come into contact with and potentially transfer some environmentally damaging species.*

These species can be transferred through drops of water and plant fragments.

They can have huge detrimental implications if they 'hitchhike' on your equipment. They can out-compete and kill native species, block waterways for recreational use and exacerbate the risks of flooding.

The places we are going are particularly precious and it is important that we all do our bit to protect them.



It is easy to accidentally spread INNS as hitchhikers on gear and equipment

Photo: James Kirby



Before you arrive:

In order to help prevent this, be prepared before you arrive. We ask that ALL kit (for example canoes, paddles, wetsuits and fishing rods) are CLEAN and DRY **BEFORE** you come to the event. That includes those damp running shoes by the back door and the water at the bottom of your boat. If you do turn up with damp or dirty kit, please allow plenty of time to visit the cleaning station set up to use before the event.


During:

When you arrive at the event, please visit the cleaning station and wash all of your kit.

There may be cleaning stations sited at transitions during the event.

After:

On completion of the event, please ensure that you either visit the cleaning station to wash down all of your kit that has been in contact with water or that you clean and dry out your kit when you return home before using it elsewhere.



2

Fully train your support crew in how to implement biosecurity measures

Biosecurity is very simple and having fully trained staff and support crew helping to implement it can mean that nothing slows down your event.

Key points for your support crew to understand:

- Please note that there will be biosecurity measures in place for invasive non-native species (INNS) at this event. The event will pass through some high risk areas and participants could accidentally transfer some environmentally damaging species.
- These species can be transferred through drops of water and plant fragments. They can have huge detrimental implications if they 'hitchhike' on equipment. They can outcompete and kill native species, block waterways for recreational use and exacerbate the risks of flooding.
- The places we are going are particularly precious and we all need to make sure we protect them.
- There will be a dedicated cleaning station set up in which all participants, staff and support crew who are to enter the water will have to pass through.
- There will be two parts to the cleaning station – one area to clean shoes and smaller equipment, the second for larger equipment such as canoes.

There are three simple steps to follow in order to prevent the spread or introduction of any new INNS:



Check

Check all equipment for living organisms. Pay particular attention to areas that are damp or hard to inspect.

Clean

Clean and wash all equipment with tap water. Ensure that all washings are contained and disposed of onto a surface (such as gravel / hard-standing/ grass) where it can be dried out and not able to enter any watercourse or drainage system.

Dry

Equipment and clothing needs to be dry to the touch as some species can live for many days in damp conditions.



Key actions for the staff and support crew to help implement:

All equipment that is to be used in the water (lanes / floats / matting etc) should be CHECKED CLEANED and DRIED before taken to site unless it is newly purchased.

Participants who arrive with damp or dirty kit will be required to visit the cleaning stations prior to the event.


Any large equipment (such as canoes, paddles and wetsuits) should be washed using a hosepipe / power washer. The washings must be contained and disposed of on gravel, hard standing or grass. This will need to be supervised by at least three members of staff or support crew to ensure fluent movement through the station.

During this event there may be transitions where participants will be asked to clean their kit.

After the event, participants will need to either re-visit the cleaning station to wash down all kit that has been in contact with water or be advised to do this at home. It may be a good idea to provide buckets of tap water or a hosepipe to wash off the mud first before the scrubbing and rinsing stages.


Advisory notes for the cleaning station:

- Must be readily accessible for all participants and equipment.
- Must have a surface (such as gravel / hard standing / grass) where washings should be contained and not able to enter any watercourse / drainage system. You will need a water supply nearby for the hosepipe or pressure washer.
- Must be well away from a water course and drainage into sewers prevented – you do not want to be washing the 'hitchhikers' straight into the water systems.
- Wash buckets in sets of three. All buckets to contain clean water. The first is for removing any mud and organic matter, the second for cleaning and the third for rinsing.
- Boat bio-fouling must be thoroughly removed well away from a water course or drainage system and allowed to dry out. Crevices on an outboard engine or any equipment or machinery need to be washed out.




Use a brush to clean boots or trainers.

Clean inside and in the nooks and crannies of boats.





Diving gear has a lot of hiding places for INNS to hitchhike.



Cleaning both inside and outside of boats, looking for hidden plant fragments or invertebrates.

Pay attention to hard to reach areas.



Use a brush to remove any hitchhikers.



Inspect all your kit.



Dry out your kit thoroughly before re-using.



3

Make sure you have the equipment required.

The equipment required is readily available, relatively cheap and re-useable. You can either purchase it for your own organisation (see guide prices) or you are welcome to book it out from the CFINNS Initiative. All we ask for is a donation towards our work.

The following equipment is recommended to set up a cleaning station:

Item	Size	Quantity	Approximate Cost	Totals
Flexi Buckets	35 - 45L	6 (2 sets of 3)	£5 / buckets	£30
Medium strength hand brushes		1 Per bucket	£2 each	£12
Rubber gloves		1 set per bucket	£0.50 / pair	£3
Hosepipe / washer	2 - 10L	1	£30 / £60	£30 / £60
TOTAL				£75 / £105

A range of awareness materials are also available to borrow from the CFINNS Initiative, including the 'cleaning station' banner, A-boards with information about invasive non-native species and biosecurity measures and leaflets.

To book any of the above items out, please contact the CFINNS Initiative Coordinator (details on inside cover of pack).



Example of a cleaning station

The effects of INNS include outcompeting and killing native species, blocking waterways for recreational uses and exacerbating the risks of flooding.



Floating pennywort can grow up to 20cm a day and may quickly dominate a waterbody forming thick mats and impeding water flow and amenity use.

Photo: H. Brooks (DEFRA)



**// Remember, it only
takes one hitchhiker
to start an invasion //**

